



Queen Anne stateroom guide



Queens Grill Grand Suites




Q1
2 beds, bath and shower, living room, dining room, balcony (approx 1,440 sq. ft. or 133 sq. m.)

Queens Grill Master Suites



Q2
2 beds, bath and shower, living room, dining room, balcony (approx 896 sq. ft. or 83 sq. m.)

Queens Grill Penthouse Suites



Q3
2 beds, bath and shower, living/dining areas, balcony (from 527 sq. ft. or 48 sq. m.)

Q4
2 beds, bath and shower, living/dining areas, balcony (from 501 sq. ft. or 46 sq. m.)

The diagrams and pictures of staterooms within this brochure are examples only, and individual staterooms may vary.

Visit cunard.com ♦ Call 13 24 41 (AU) 0800 543 431 (NZ) ♦ Contact your travel agent ♦ Book on board

Queens Grill Suites



Princess Grill Suites



Queen's Suite Q5
2 beds, bath and shower, living area, balcony
(from 500 sq. ft. or 46 sq. m.)



Princess Suites P1, P2
2 beds, bath with shower, living area, balcony
(from 294 sq. ft. or 27 sq. m.)



Queen's Suite Q6
2 beds, bath and shower, living area, balcony
(from 484 sq. ft. or 44 sq. m.)



Britannia Balcony Staterooms




Club Balcony A1, A2
2 beds, shower, living area, balcony
(from 220 sq. ft. or 20 sq. m.)

Britannia Oceanview Staterooms



Oceanview Deluxe EA
2 beds, bath and shower, living area
(from 242 sq. ft. or 22 sq. m.)

Britannia Inside Staterooms



Standard Inside IA, IB, IC, ID, IE, IF
2 beds and shower
(from 145 sq. ft. or 13 sq. m.)

Balcony BB, BC, BD, BE, BF
2 beds, shower, living area, balcony
(from 220 sq. ft. or 20 sq. m.)



Balcony (Obstructed View) DB, DC
2 beds, shower, living area, balcony
(from 220 sq. ft. or 20 sq. m.)



Oceanview EB, EC, EE, EF
2 beds, shower, living area
(from 200 sq. ft. or 20 sq. m.)



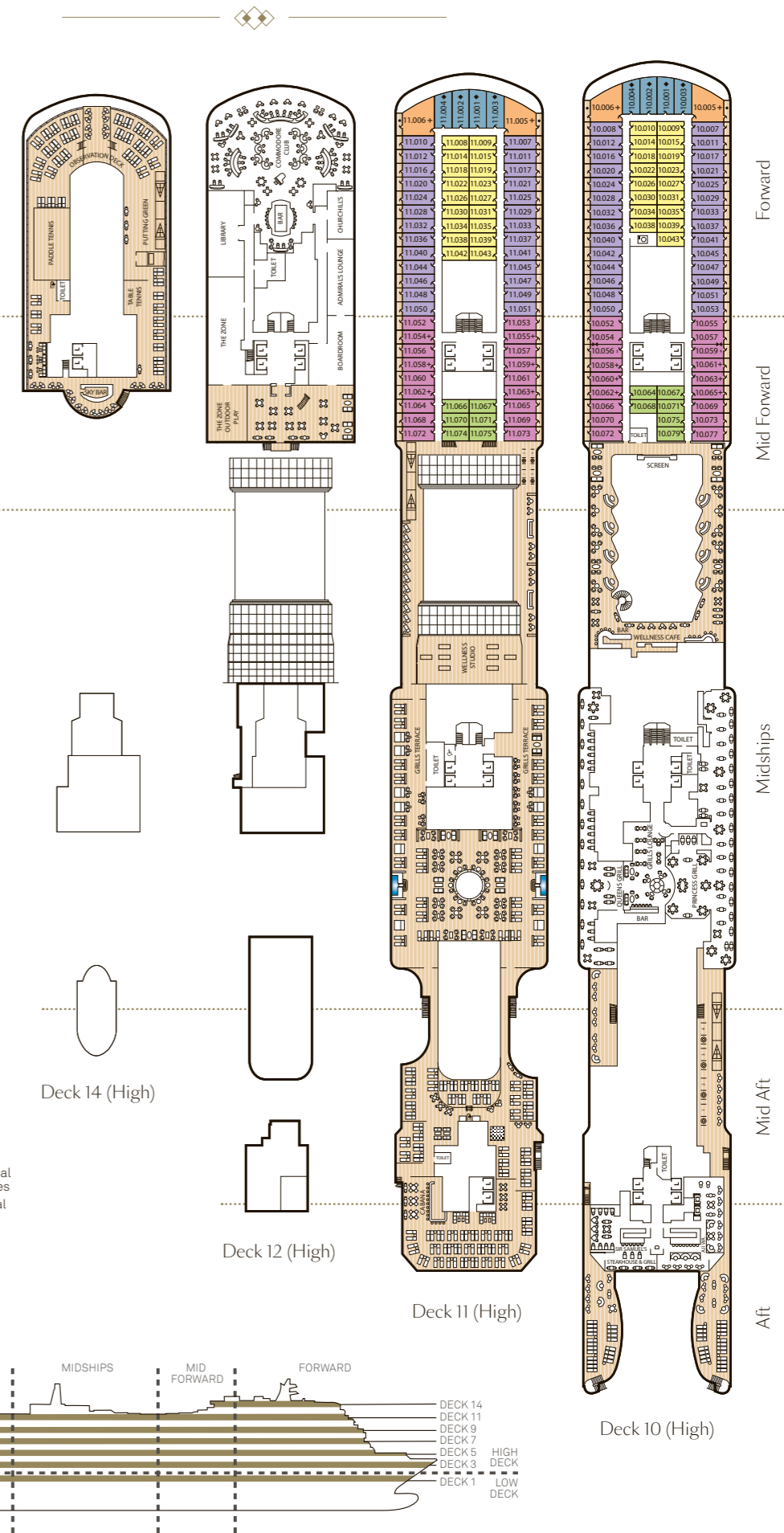
Stateroom Category

Grand Suites	
Midships High Deck 6	Q1
Master Suite	
Midships High Decks 5,7	Q2
Penthouse	
Forward/Aft High Decks 4,5,6,7	Q3
Midships High Deck 7	Q4
Queen Suites	
Aft High Decks 4,5,6,7,8	Q5
Forward High Decks 7,9,10,11	Q6
Princess Suites	
Midships High Decks 5,6,7	P1
Midships High Decks 4,8	P2
Club Balcony	
Mid/Fwd High Decks 5,6,7	A1
Midships High Decks 5,6,7	A2
Balcony	
Midships High Decks 5,6,7,8,9	BB
Midships High Decks 4,8,10,11	BC
Aft High Decks 5,6,7,8	BD
Aft/Forward High Decks 4,5,6,7,8,9	BE
Forward High Decks 4,10,11	BF
Balcony (obstructed view)	
Midships High Deck 4	DB
Midships High Deck 4	DC
Deluxe Oceanview	
Midships Low Deck 1	EA
Oceanview	
Midships Low Deck 1	EB
Midships Low Deck 1	EC
Aft/Forward Low Deck 1	EE
High Deck 9	EF
Forward High Decks 4,10,11	EA
Standard Inside	
Midships High Decks 5,6,7	IA
Midships Low Deck 1	IB
High Deck 9	IB
Low Deck 1	IC
High Decks 4,10,11	IC
Aft High Decks 5,6,7,8	ID
Aft/Forward High Decks 4,5,6,7,8,9	IE
Forward High Decks 4,10,11	IF

Key to symbols

- L Lift
- † Indicates 2 lower berths and 1 upper berth
- + Indicates 3rd berth is a single sofa bed
- ⊕ Indicates 3rd and 4th berth is a double sofa bed
- ⊕ Indicates 3rd and 4th berth are a single sofa bed and one upper bed
- ↔ Connecting staterooms
- Balcony is shaded by deck structure above
- ▲ Wheelchair accessible
- ~ Indicates alternative layout and configuration
- ◆ Staterooms have forward facing ocean views
- ◐ Staterooms have partial metal fronted balconies
- Staterooms have metal fronted balconies

Queen Anne deck plans



For guide to 3/4 berth staterooms see the deck plans for details or visit cunard.com
The diagrams and pictures of staterooms within this brochure are examples only, and individual staterooms may vary.

Stateroom Category

- Grand Suites**
- Midships High Deck 6 **Q1**
- Master Suite**
- Midships High Decks 5,7 **Q2**
- Penthouse**
- Forward/Aft High Decks 4,5,6,7 **Q3**
- Midships High Decks 7 **Q4**
- Queen Suites**
- Aft High Decks 4,5,6,7,8 **Q5**
- Forward High Decks 7,9,10,11 **Q6**
- Princess Suites**
- Midships High Decks 5,6,7 **P1**
- Midships High Decks 4,8 **P2**
- Club Balcony**
- Mid/Fwd High Decks 5,6,7 **A1**
- Midships High Decks 5,6,7 **A2**
- Balcony**
- Midships High Decks 5,6,7,8,9 **BB**
- Midships High Decks 4,8,10,11 **BC**
- Aft High Decks 5,6,7,8 **BD**
- Aft/Forward High Decks 4,5,6,7,8,9 **BE**
- Forward High Decks 4,10,11 **BF**
- Balcony (obstructed view)**
- Midships High Deck 4 **DB**
- Midships High Deck 4 **DC**
- Deluxe Oceanview**
- Midships Low Deck 1 **EA**
- Oceanview**
- Midships Low Deck 1 **EB**
- Midships Low Deck 1 **EC**
- Aft/Forward Low Deck 1 **EE**
- Forward High Decks 4,10,11 **EF**
- Standard Inside**
- Midships High Decks 5,6,7 **IA**
- Midships Low Deck 1 High Deck 9 **IB**
- Midships Low Deck 1 High Decks 4,10,11 **IC**
- Aft High Decks 5,6,7,8 **ID**
- Aft/Forward High Decks 4,5,6,7,8,9 **IE**
- Forward High Decks 4,10,11 **IF**

- Key to symbols**
- L Lift
 - † Indicates 2 lower berths and 1 upper berth
 - + Indicates 3rd berth is a single sofa bed
 - ⌊ Indicates 3rd and 4th berth is a double sofa bed
 - ⊕ Indicates 3rd and 4th berth are a single sofa bed and one upper bed
 - ↔ Connecting staterooms
 - * Staterooms have views obstructed by lifeboats and during Panama Canal transits lifeboats are adjacent to the balcony
 - v Balcony visible from above
 - ▲ Wheelchair accessible
 - ▲ Indicates alternative layout and configuration
 - ∞ Staterooms have an additional shower room
 - Staterooms have metal fronted balconies

Ship facts - Queen Anne

Maiden Season: 2024
 Speed: 22 knots
 Guest Capacity: 2,996
 No. of Crew: 1,225
 Length Overall: 1,058 feet (322 metres)
 Width: 116.8 feet (35 metres)
 Draft: 27.2 feet (8 metres)

View Queen Anne stateroom accommodation and virtual tours online at cunard.com/qa

